


ARNOLD BATTERY

SOMERSET RURAL ELECTRIC COOPERATIVE, INC.














12

PORT / JTHOR / 24 / 288

BGM-WR-1

BGM-CR-1

BGM-AS-1

BGM-PAS-101 (1)

BGM-PAS-101 (2)

RO 3.205-210
X 3.7-12

VERIZON

CORNING

GRRTPAD00V

VERIZON
VH-10 MTG-29

BGM-PAS-102

paltoalto

paltoalto





RKI
BEACON 410A
GAS MONITOR
RESET

RKI
BEACON 410A
GAS MONITOR
RESET

BESS 1

WARNING







DBP PROTECTION SYSTEMS, INC.
4000 Westchester Road
West Chester, OH 45380
973 60-4800
© 2018 - 2022

DBP Protection
Assistance During Business Hours
913.672.8590
After Hours, Weekends and Holidays
800.620.2832
1.800.473.5334

AGENT RELEASE
PUSH IN
PULL DOWN
NOTIFIER
By Honeywell

AutoPulse 542R
Agent Release Control System

Bard
INDUSTRIAL ENVIRONMENTAL CONTROL

DANGER
High Pressure Gas
Toxic Agent
Do not touch or open
without proper
protection
Wear eye protection
and gloves
Use proper
venting
techniques
to avoid
inhalation
of agent

TESTED O.K.

AGENT RELEASE
CONTROL SYSTEM
SERIAL NUMBER
1-2018-001

AGENT RELEASE
CONTROL SYSTEM
SERIAL NUMBER
1-2018-001



CAUTION
High Voltage
Electrical Shock Hazard
Do not touch the power supply
components.
See the safety manual for
more information.

CAUTION
High Voltage
Electrical Shock Hazard
Do not touch the power supply
components.
See the safety manual for
more information.



CAUTION
High Voltage
Electrical Equipment
Do Not Touch
Warning: High Voltage
Electrical Equipment
Do Not Touch

CAUTION
High Voltage
Electrical Equipment
Do Not Touch
Warning: High Voltage
Electrical Equipment
Do Not Touch

EXIT







CAUTION
High Voltage
Do not touch
any exposed
parts of the
equipment
while it is
powered on.

DUAL CONTROLLER
TERMINATION CABINET

DANGER
High Voltage
Do not touch
any exposed
parts of the
equipment
while it is
powered on.

WARNING
High Voltage Present
When Power is On
Do not touch
any exposed
parts of the
equipment
while it is
powered on.

DUAL CONTROLLER
TERMINATION CABINET

POS 2 CONTROL PANEL 1
3 PURGE
4 GAS

 **⚠ DANGER**
Hazardous voltage.
Multiple power sources
may be present.
Lockout/tagout before
servicing.

 **⚠ WARNING**
UPS VOLTAGE PRESENT
WHEN POWER IS OFF.
Contact may cause electric
shock or burn.
Turn off and lock out UPS
output power before servicing.



HEAT EXCH 1

CLIMATE WORKS
INTERNATIONAL

WARNING

NO THERMO WELDER
1 HOUR PER HOUR PER HOUR
DO NOT USE
DO NOT USE

KeepRite
REFRIGERATION

1





























NOTICE

ADDED WIRING TO THE PIPE
PROTECTS THE WIRING FROM
SYSTEM DISCHARGE AL ARMS

IF ACTIVE
DO NOT ENTER AREA

BATTERY #3

CAUTION
GASOLIN MACHINES
MAY BE PRESENT

DANGER

DANGER
ELECTRIC SHOCK
Hazardous Voltage
May Be Present

DANGER
ELECTRIC SHOCK
Hazardous Voltage
May Be Present













Model Number 890GTB-2206-0CSU2-SD50S00
Model Description Utility Interactive Inverter
Protective Class I Equipment
Manufacturing Location Charlotte, NC, USA
Date of Manufacture JUL 2015
Serial Number GTB000010

Input Data: (DC Interface)

Maximum Input Voltage 1200 V
Operating Voltage range 730 - 1200 V
Maximum DC Input Current 3100 A
Not Fitted

Output Data: (Grid Interface)

Output Power Factor Rating > 0.99
3-PHASE
Output Voltage Range 432 - 528 V
Output Frequency Range 59.3-60.5 Hz
Nominal Output Voltage 480 V
Nominal Output Frequency 60 Hz
Maximum Continuous Current 2750 Arms
Max. Power Rating 2200 @ ≤40°C KW Linearly Interpolate
Power Rating 2000 @ 50°C KW between Power Ratings
Power Rating 1600 @ 55°C KW
Maximum Output Fault Current 14580 A
Maximum Utility Backfeed Current 4090 A

Auxiliary Power:

External auxiliary power 480V, 3-ph, 60 Hz, 11 kVA

Environmental:

Enclosure IP65, UL Type 3R
Operating Ambient temp. range, -20°C to +55°C
Max. Full Power operating Ambient 40°C
Relative Humidity 0 to 100% Anti-condensation heaters included
Storage Temp. Range -40°C to +70°C
Altitude 1000m De-rated above 1000m
Seismic IBC Zone 4
Weight 4000kg

WARNINGS

WARNING: POWER FED FROM MORE THAN ONE SOURCE
AVERTISSEMENT: L'ALIMENTATION PROVIENT DE PLUS D'UNE SOURCE
ADVERTENCIA: ALIMENTACIÓN CARGA DESDE MÁS DE UNA FUENTE

WARNING: MORE THAN ONE LIVE CIRCUIT - SEE DIAGRAM
AVERTISSEMENT: CET APPAREIL RENFERME PLUSIERS CIRCUITS SOUS TENSION. VOIR LE SCHEMA
ADVERTENCIA: MÁS DE UN CIRCUITO EN VIVO - VER ESQUEMA



890GTB-2206-0CSU2-SD50S00





GTB000010



GA47386SU012_04



POWERFORM RESISTORS  

NEUTRAL GROUNDING RESISTOR

SYSTEM VOLTAGE	LINE VOLTAGE
OHMS AT 21 °C	AMPS
MAX. TIME ON	TEMP. RISE
DATA LINE	
DRAWING NO.	SERIAL NO.
KATY, TEXAS (800) 833-4664 MADE IN USA HCP4973	



1. CONTAINS 100 Ω
 2. 100 Ω RESISTANCE (100 Ω ± 1%)
 3. 100 Ω RESISTANCE (100 Ω ± 1%)
 4. 100 Ω RESISTANCE (100 Ω ± 1%)
 5. 100 Ω RESISTANCE (100 Ω ± 1%)
 6. 100 Ω RESISTANCE (100 Ω ± 1%)
 7. 100 Ω RESISTANCE (100 Ω ± 1%)
 8. 100 Ω RESISTANCE (100 Ω ± 1%)
 9. 100 Ω RESISTANCE (100 Ω ± 1%)
 10. 100 Ω RESISTANCE (100 Ω ± 1%)

WARNING: DO NOT SERVICE SWITCHGEAR UNLESS ALL CONDUCTORS HAVE BEEN GROUNDED ACCORDING TO AN ACCEPTABLE SAFETY PROCEDURE.
AVERTISSEMENT: AVANT L'ENTRETIEN OU LA REPARATION DE L'APPAREILLAGE DE COMBINATION S'ASSURER QUE LES CONDUCTEURS ONT ÉTÉ MIS À LA TERRE SELON LES RÈGLES DE SÉCURITÉ.

[Blank white label]

NEUTRAL RESISTOR